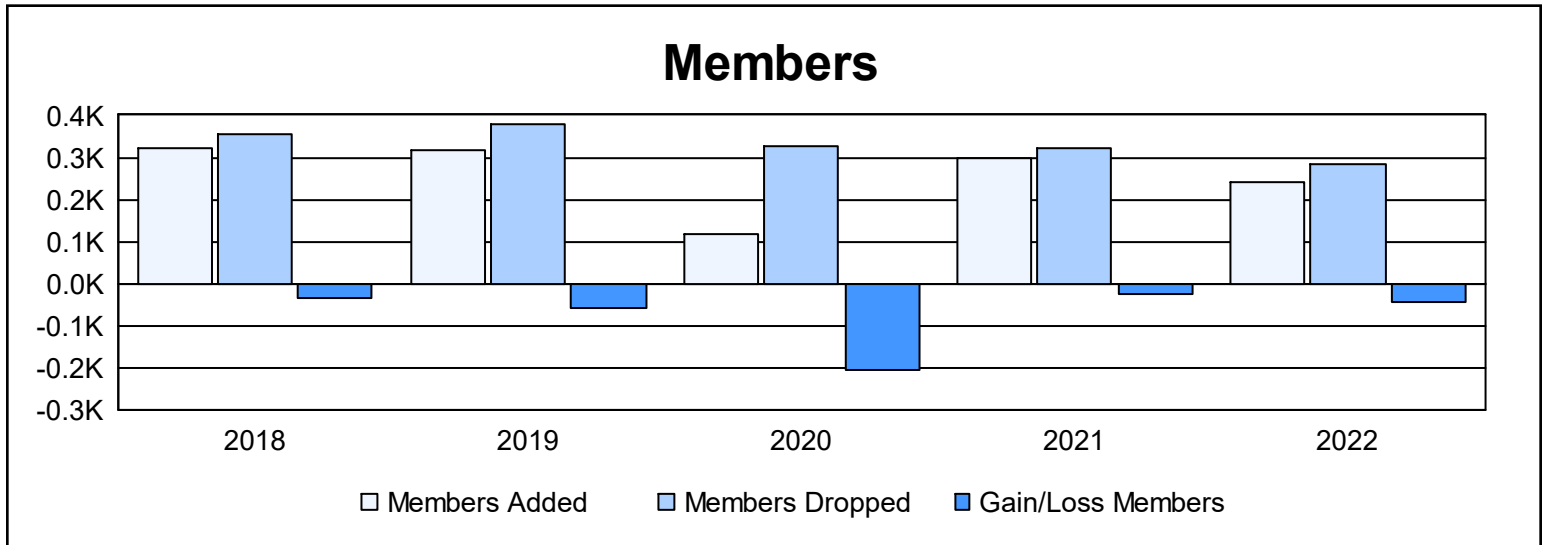
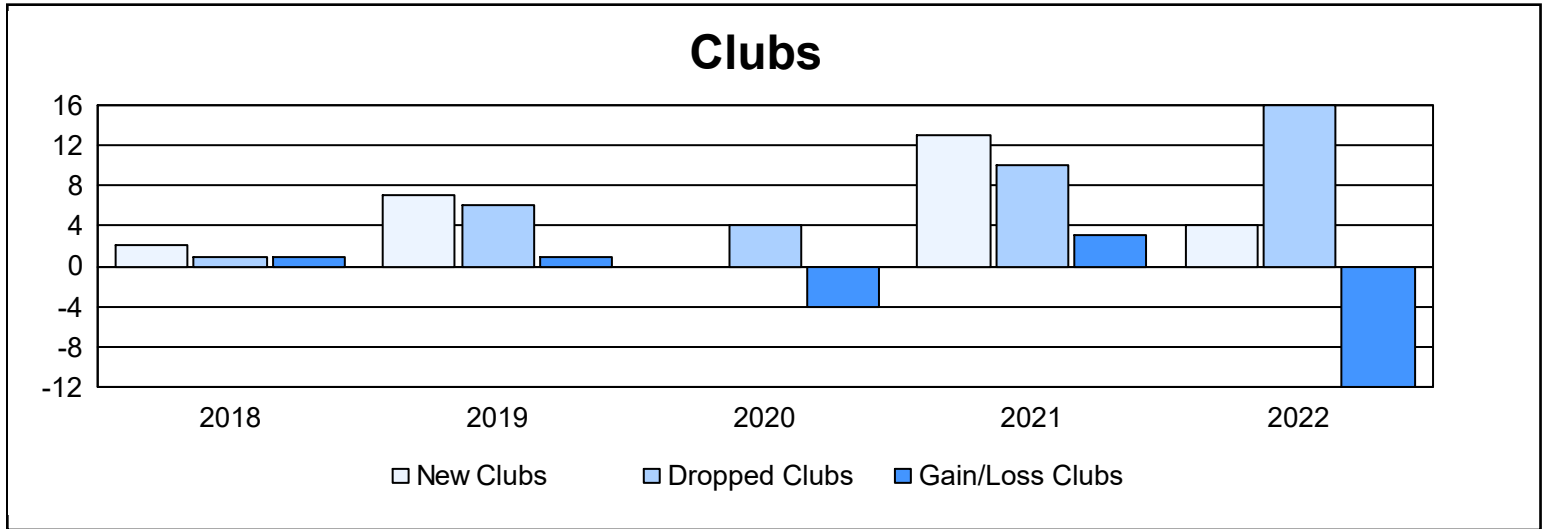
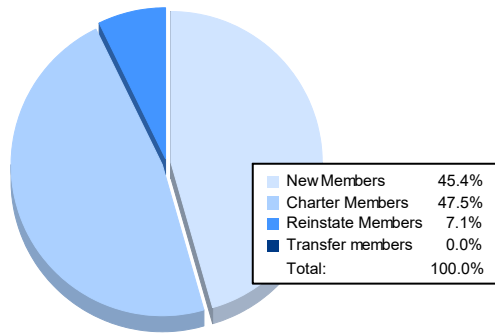


Year	New Clubs	Dropped Clubs	Gain/ Loss Clubs	New Members	Charter Members	Reinstate Members	Transfer Members	Total Member Added	Total Members Dropped	Gain/ Loss Members
2017-2018	2	1	1	181	79	44	16	320	354	-34
2018-2019	7	6	1	147	156	14	1	318	378	-60
2019-2020	0	4	-4	65	20	28	6	119	327	-208
2020-2021	13	10	3	122	148	25	3	298	323	-25
2021-2022	4	16	-12	109	114	17	0	240	284	-44
<b>Average</b>	<b>5</b>	<b>7</b>	<b>-2</b>	<b>125</b>	<b>103</b>	<b>26</b>	<b>5</b>	<b>259</b>	<b>333</b>	<b>-74</b>



### Membership Composition June 2022 Cumulative



### Gender Composition June 2022 Cumulative

